ST JOHNS COUNTY BUILDING DEPARTMENT

MONTHLY RECAP REPORT

TO: Jesse Dunn, Assistant County Administrator
FROM: HT White, CBO, Building Department Director
DATE: FEBRUARY 3, 2025
SUBJECT: JANUARY MONTHLY RECAP REPORT

	MONTHLY COMPARISON		FY CUMULATIVE	
	JAN FY 25	**JAN FY 24**	**FY 25**	**FY 24**
PLANS SUBMITTED				
All Plans Submitted	1,269	1,419	4,876	4,914
Single Family Plans Submitted	334	285	1,429	982
Commercial Plans Submitted	58	107	318	430
Revisions & Resubmittals	449	558	1,561	1,634
Total Plans Reviewed	1,304	1,571	4,969	4,961
PERMITS ISSUED				
Building Permits Issued	1,440	1,613	5,584	5,552
Single Family Permits Issued	350	633	1,404	1,381
Dwelling Units from Permits Issued	350	633	1,404	1,381
Commercial Permits Issued	124	127	500	495
Total Permits Issued (all types)	4,214	5,067	16,762	17,565
MARKET VALUATION				
Building Market Valuation	269,378,550	199,514,819	1,002,149,953	626,315,058
Single Family Market Valuation	101,468,354	148,621,037	398,544,900	388,235,776
Total Commercial Market Valuation	135,994,190	19,332,058	486,076,006	92,248,332
INSPECTIONS				
Total Inspections	18,071	19,838	73,124	91,701
CERTIFICATE OF OCCUPANCY ISSUED				
Total Units	472	452	1,842	2,057

Note: "Valuation" is construction measured, excluding land, as claimed by permit applicants
Maximum number of workdays in January |21

cc: Commissioner Christian Whitehurst, District 1
Commissioner Sarah S. Arnold, District 2
Commissioner Clay Murphy, Vice-Chair, District 3
Commissioner Krista Joseph, Chair, District 4
Commissioner Ann Taylor, District 5

St. Johns County Building Department
Fiscal years 2021 to 2025
Single Family - Detached and Attached Permits

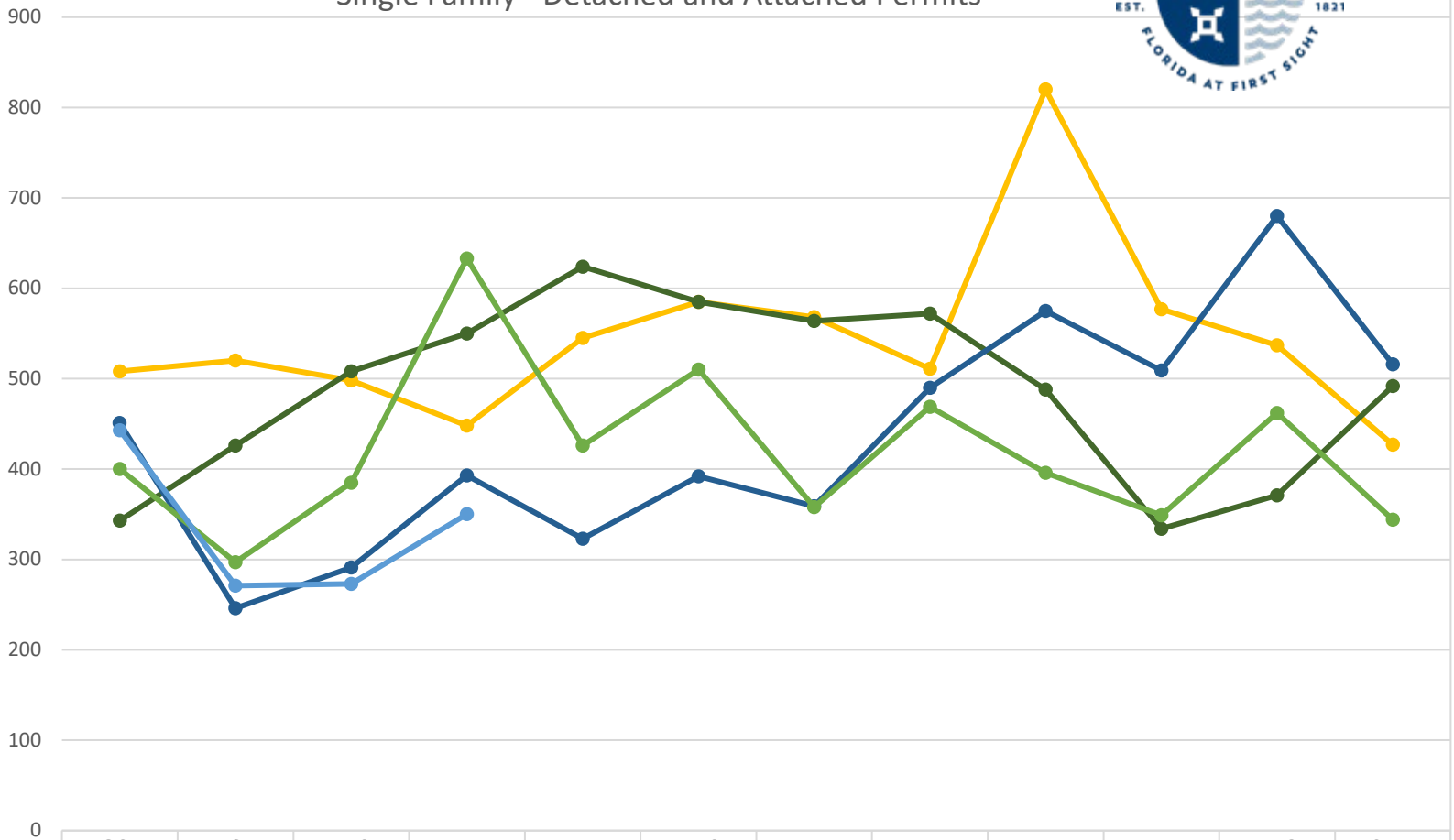

	OCT	NOV	DEC	JAN	FEB	MARCH	APRIL	MAY	JUNE	JULY	AUG	SEPT
FY 2021	508	520	498	448	545	585	568	511	820	577	537	427
FY 2022	343	426	508	550	624	585	564	572	488	334	371	492
FY 2023	451	246	291	393	323	392	359	490	575	509	680	516
FY 2024	400	297	385	633	426	510	358	469	396	349	462	344
FY 2025	443	271	273	350								

St. Johns County Building Department

Fiscal years 2021 to 2025

Building Permits

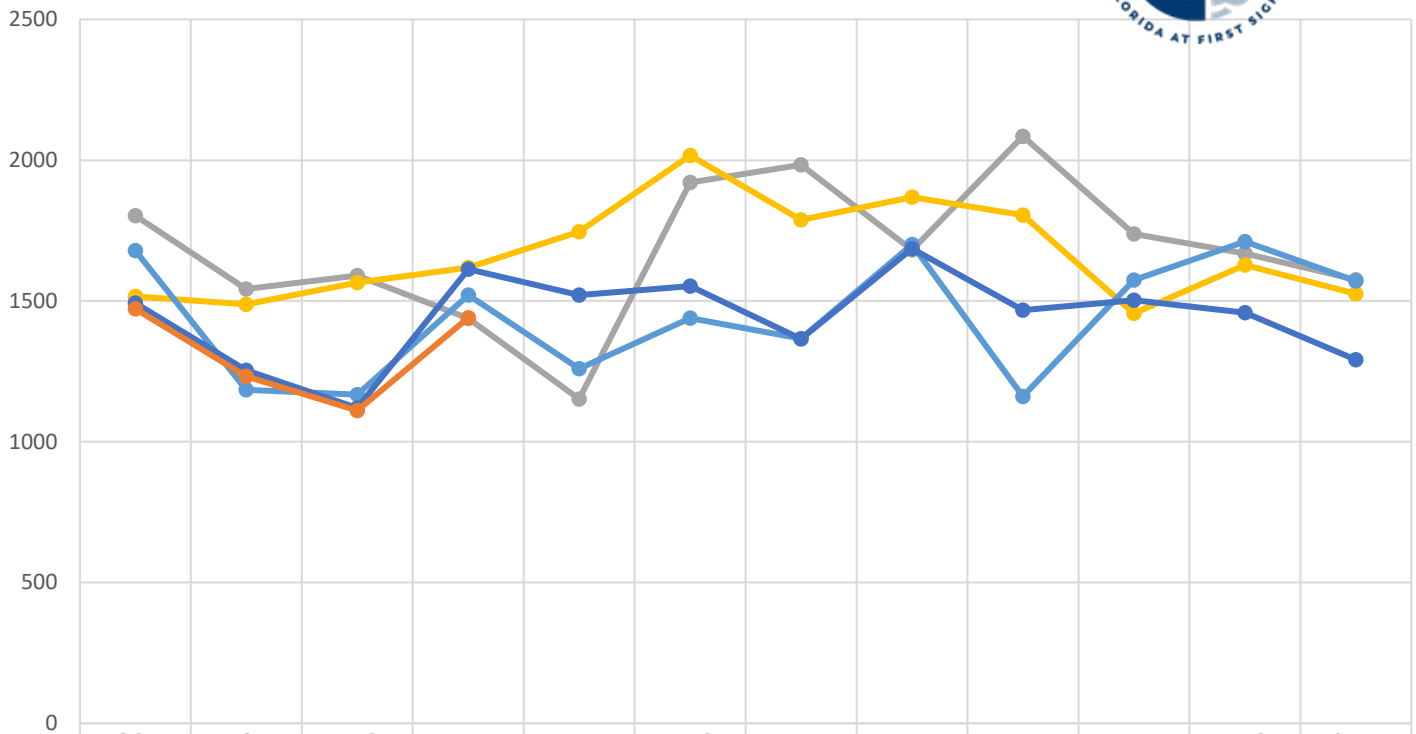

	OCT	NOV	DEC	JAN	FEB	MARCH	APRIL	MAY	JUNE	JULY	AUG	SEPT
FY 2021	1803	1543	1590	1438	1152	1921	1984	1681	2085	1738	1669	1576
FY 2022	1516	1488	1565	1619	1746	2017	1788	1869	1805	1456	1628	1525
FY 2023	1679	1185	1167	1521	1260	1439	1366	1701	1161	1574	1711	1571
FY 2024	1492	1254	1120	1613	1521	1553	1365	1686	1468	1503	1459	1291
FY 2025	1472	1232	1111	1440								

St. Johns County Building Department

Fiscal years 2021 to 2025

Inspections

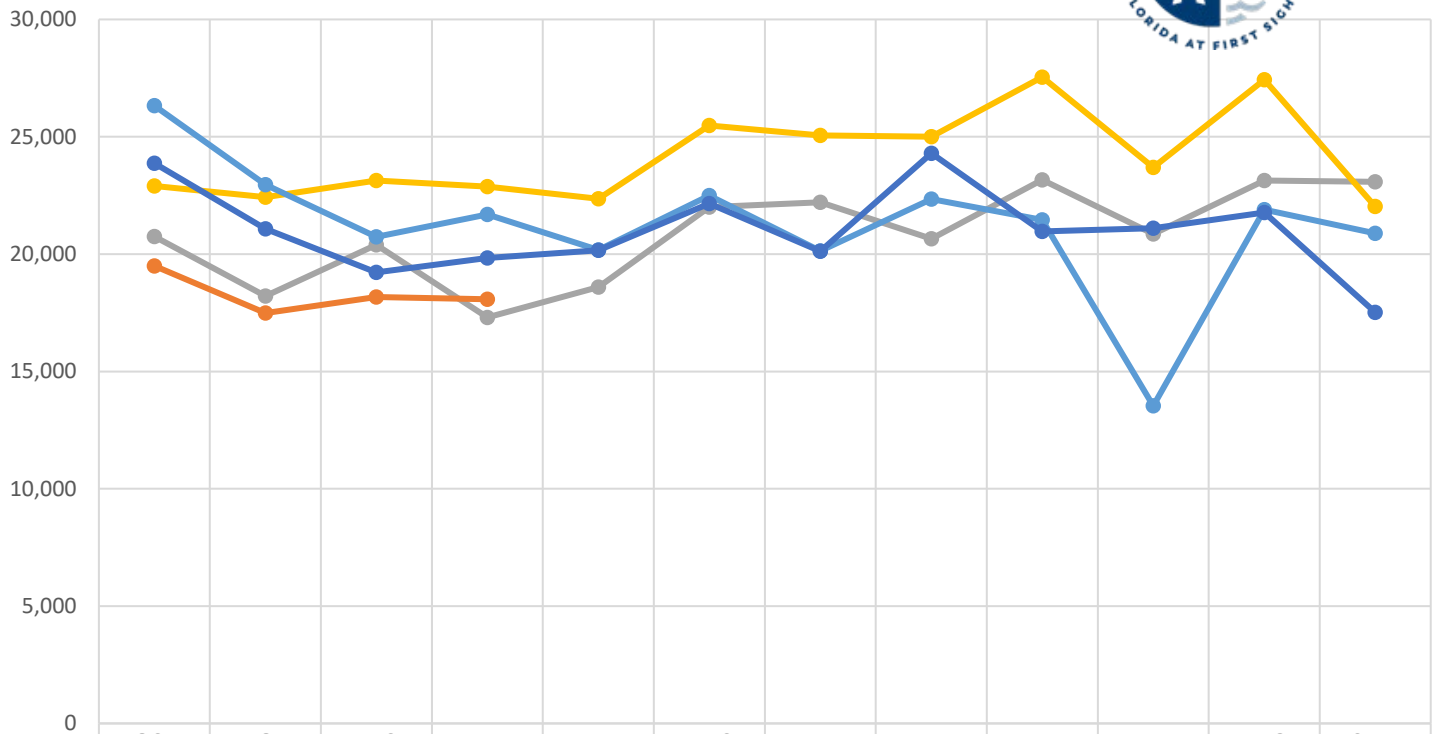

	OCT	NOV	DEC	JAN	FEB	MARCH	APRIL	MAY	JUNE	JULY	AUG	SEPT
FY 2021	20,747	18,219	20,399	17,303	18,600	22,009	22,206	20,654	23,165	20,859	23,130	23,077
FY 2022	22,908	22,424	23,142	22,880	22,358	25,481	25,052	25,006	27,543	23,694	27,429	22,027
FY 2023	26,323	22,955	20,730	21,693	20,182	22,497	20,130	22,345	21,464	13,533	21,894	20,882
FY 2024	23,867	21,081	19,218	19,838	20,161	22,155	20,126	24,297	20,964	21,103	21,765	17,519
FY 2025	19,496	17,488	18,171	18,071								

St. Johns County Building Department

Fiscal years 2021 to 2025

Commercial

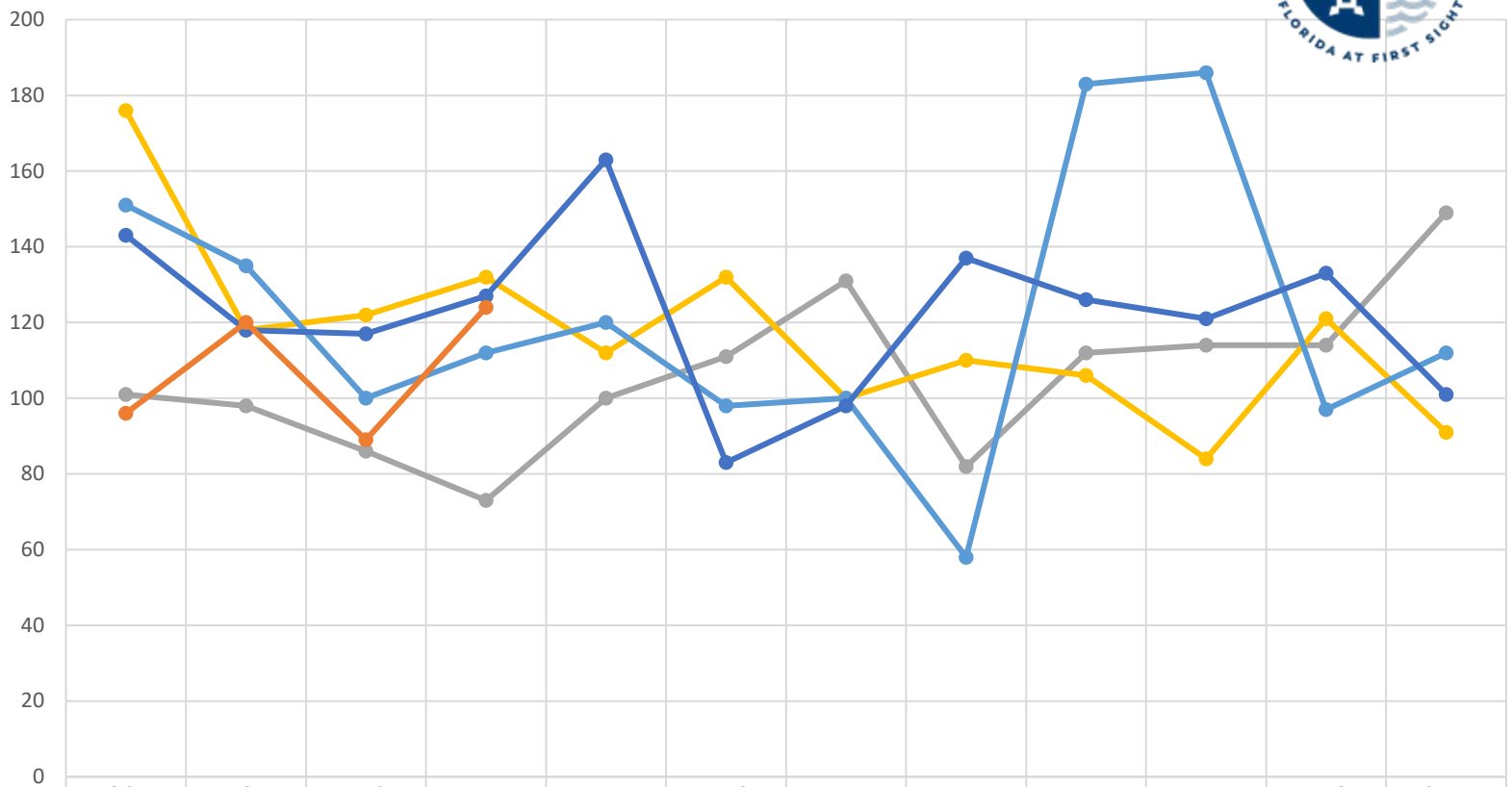

	OCT	NOV	DEC	JAN	FEB	MARCH	APRIL	MAY	JUNE	JULY	AUG	SEPT
FY 2021	101	98	86	73	100	111	131	82	112	114	114	149
FY 2022	176	118	122	132	112	132	100	110	106	84	121	91
FY 2023	151	135	100	112	120	98	100	58	183	186	97	112
FY 2024	143	118	117	127	163	83	98	137	126	121	133	101
FY 2025	96	120	89	124								