ST JOHNS COUNTY BUILDING DEPARTMENT

MONTHLY RECAP REPORT

TO: Jesse Dunn, OMB Director
FROM: HT White, CBO, Building Department Director
DATE: NOVEMBER 12, 2024
SUBJECT: OCTOBER MONTHLY RECAP REPORT

	MONTHLY COMPARISON		FY CUMULATIVE	
	OCT. FY 25	**OCT. FY 24**	**FY 25**	**FY 24**
PLANS SUBMITTED				
All Plans Submitted	1,217	1,544	1,217	1,544
Single Family Plans Submitted	440	402	440	402
Commercial Plans Submitted	96	122	96	122
Revisions & Resubmittals	317	536	317	536
Total Plans Reviewed	1,283	1,611	1,283	1,611
PERMITS ISSUED				
Building Permits Issued	1,472	1,492	1,472	1,492
Single Family Permits Issued	433	400	433	400
Dwelling Units from Permits Issued	433	400	433	400
Commercial Permits Issued	126	143	126	143
Total Permits Issued (all types)	4,390	4,751	4,390	4,751
MARKET VALUATION				
Building Market Valuation	169,766,438	237,352,066	169,766,438	237,352,066
Single Family Market Valuation	120,658,678	128,005,546	120,658,678	128,005,546
Total Commercial Market Valuation	21,667,837	94,146,558	21,667,837	94,146,558
INSPECTIONS				
Total Inspections	19,496	23,867	19,496	23,867
CERTIFICATE OF OCCUPANCY ISSUED				
Total Units	449	503	449	503

Note: "Valuation" is construction measured, excluding land, as claimed by permit applicants
Maximum number of workdays in October| 22 (excluding 2 hurricane days on 10/9/ & 10/10)

cc: Commissioner Christian Whitehurst, District 1
Commissioner Sarah S. Arnold, Chair, District 2
Commissioner Roy Alaimo, Vice-Chair, District 3
Commissioner Krista Joseph, District 4
Commissioner Henry Dean, Chairman, District 5

St. Johns County Building Department
Fiscal years 2021 to 2025
Single Family - Detached and Attached Permits

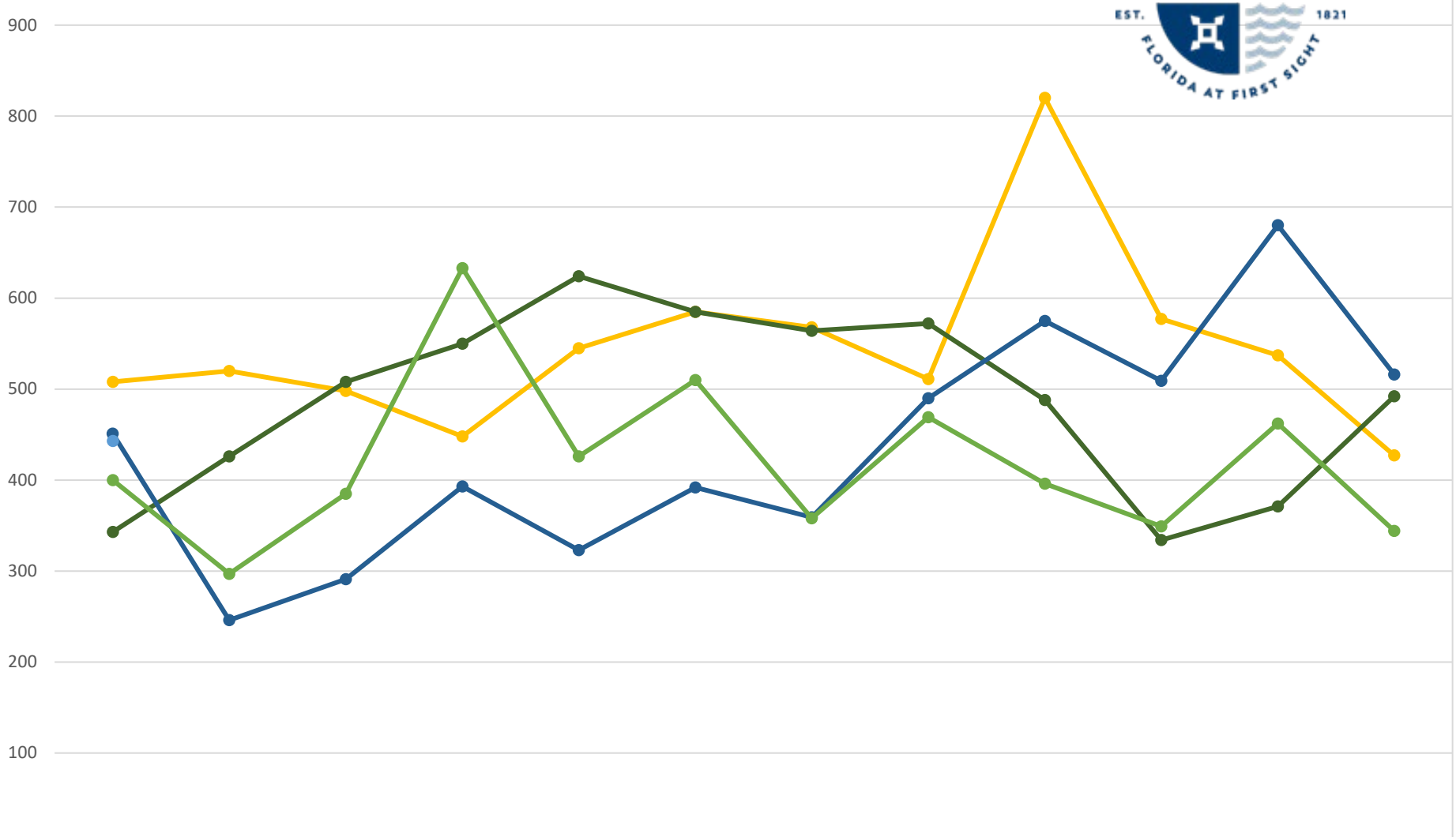

	OCT	NOV	DEC	JAN	FEB	MARCH	APRIL	MAY	JUNE	JULY	AUG	SEPT
FY 2021	508	520	498	448	545	585	568	511	820	577	537	427
FY 2022	343	426	508	550	624	585	564	572	488	334	371	492
FY 2023	451	246	291	393	323	392	359	490	575	509	680	516
FY 2024	400	297	385	633	426	510	358	469	396	349	462	344
FY 2025	443											

St. Johns County Building Department

Fiscal years 2021 to 2025

Building Permits

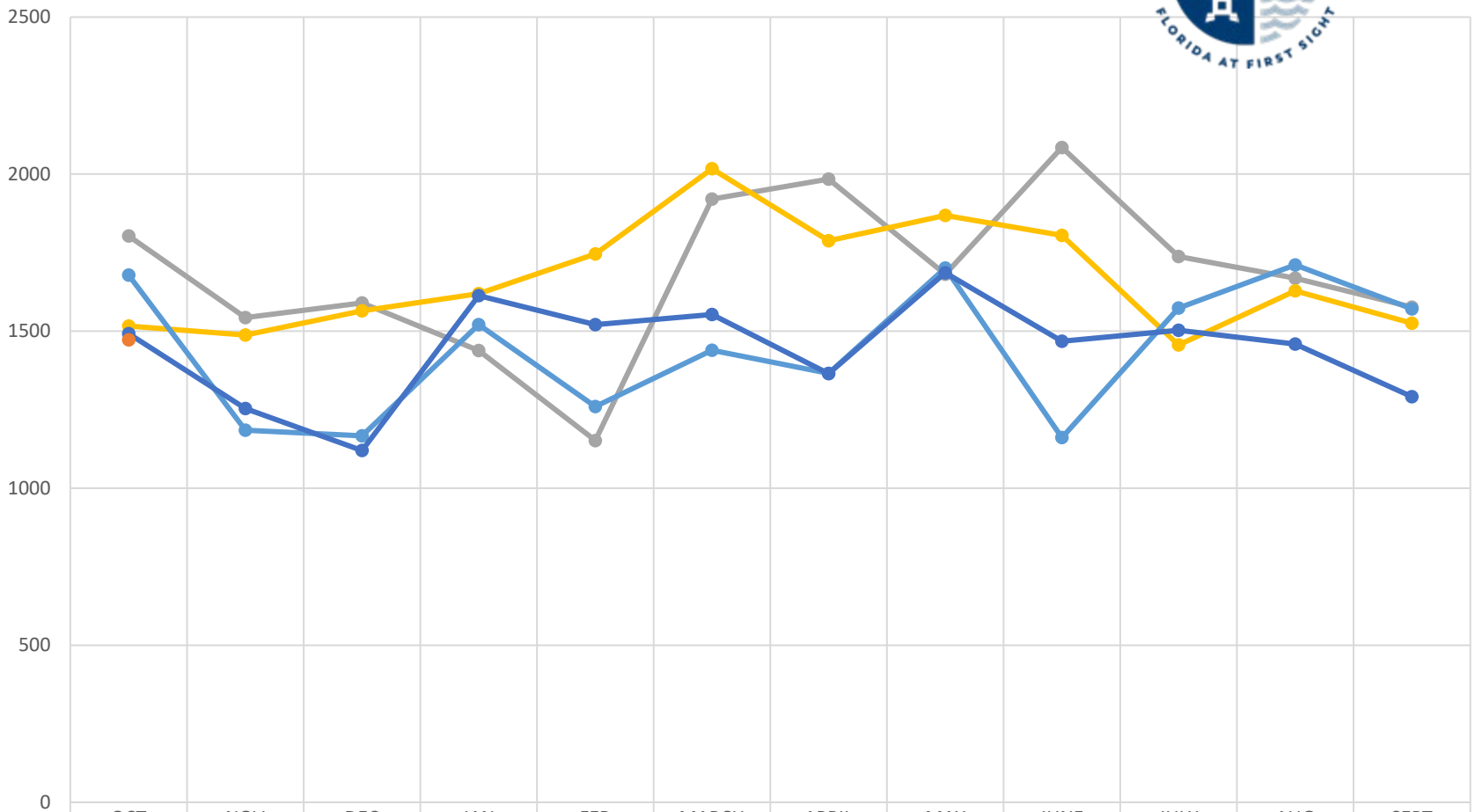

	OCT	NOV	DEC	JAN	FEB	MARCH	APRIL	MAY	JUNE	JULY	AUG	SEPT
FY 2021	1803	1543	1590	1438	1152	1921	1984	1681	2085	1738	1669	1576
FY 2022	1516	1488	1565	1619	1746	2017	1788	1869	1805	1456	1628	1525
FY 2023	1679	1185	1167	1521	1260	1439	1366	1701	1161	1574	1711	1571
FY 2024	1492	1254	1120	1613	1521	1553	1365	1686	1468	1503	1459	1291
FY 2025	1472											

St. Johns County Building Department

Fiscal years 2021 to 2025

Commercial

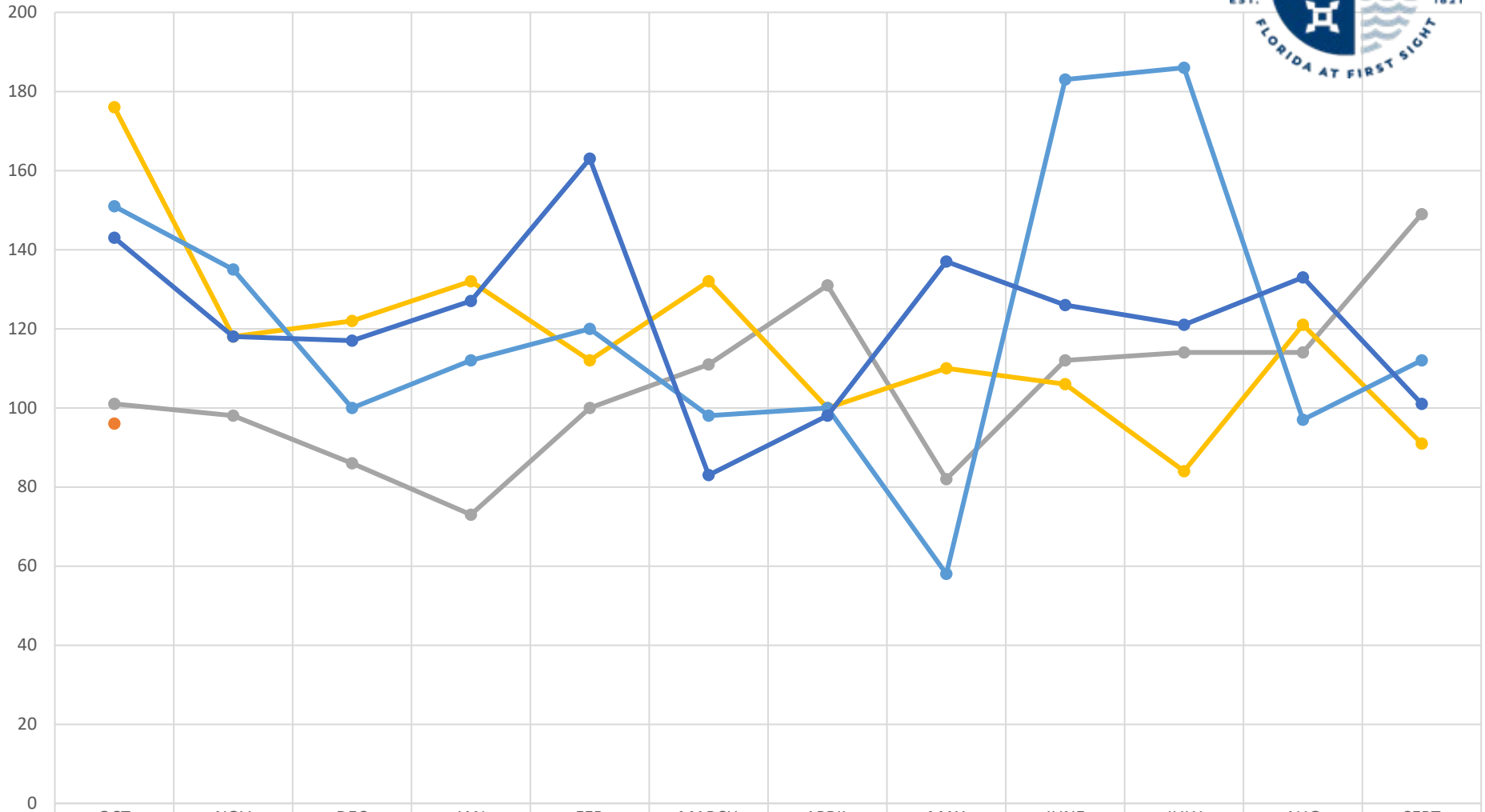

	OCT	NOV	DEC	JAN	FEB	MARCH	APRIL	MAY	JUNE	JULY	AUG	SEPT
FY 2021	101	98	86	73	100	111	131	82	112	114	114	149
FY 2022	176	118	122	132	112	132	100	110	106	84	121	91
FY 2023	151	135	100	112	120	98	100	58	183	186	97	112
FY 2024	143	118	117	127	163	83	98	137	126	121	133	101
FY 2025	96											

St. Johns County Building Department

Fiscal years 2021 to 2025

Inspections

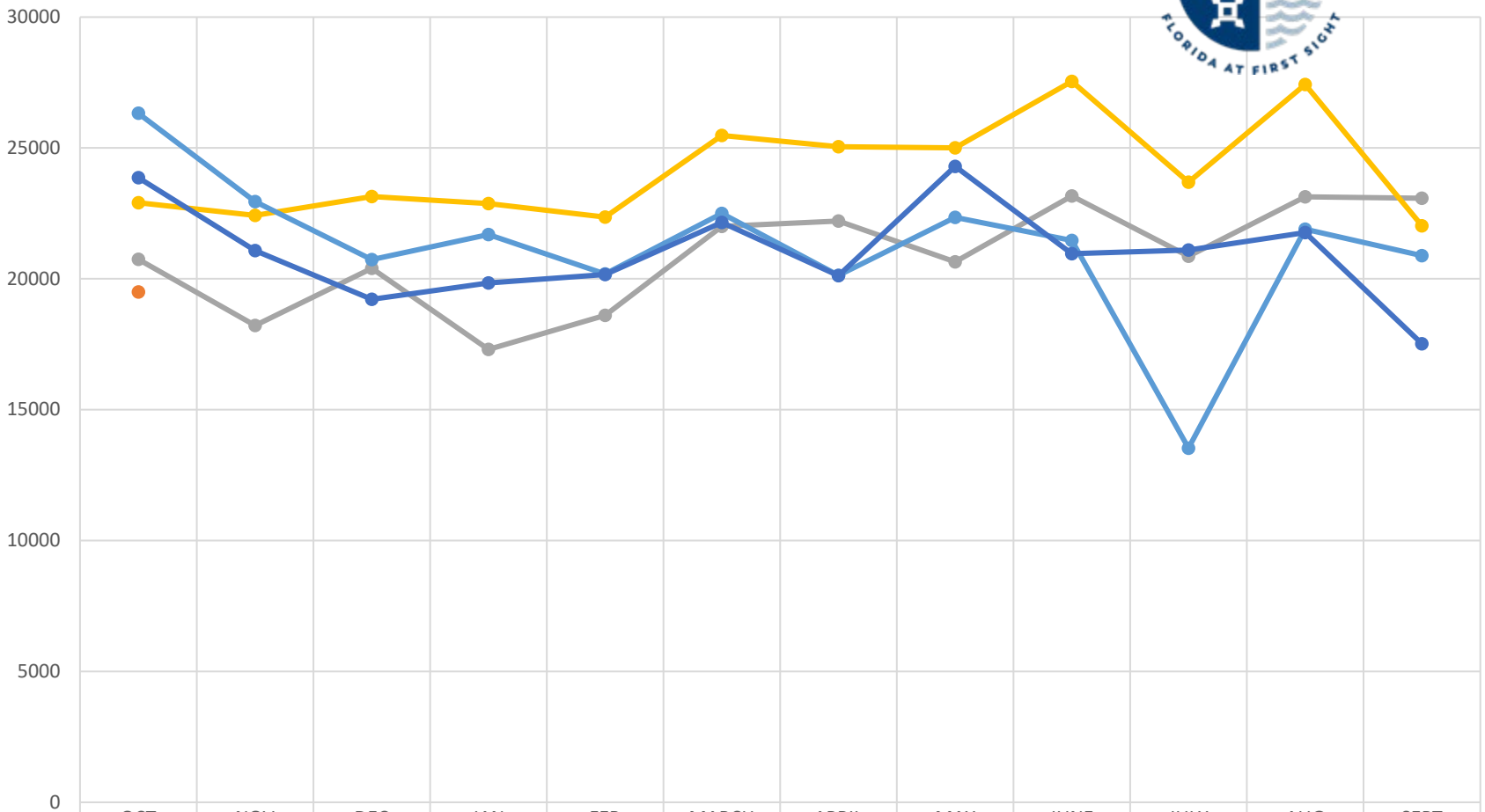

	OCT	NOV	DEC	JAN	FEB	MARCH	APRIL	MAY	JUNE	JULY	AUG	SEPT
FY 2021	20748	18219	20399	17303	18600	22009	22206	20654	23165	20859	23130	23077
FY 2022	22908	22424	23142	22880	22358	25481	25052	25006	27543	23694	27429	22027
FY 2023	26323	22955	20730	21693	20182	22497	20130	22345	21464	13533	21894	20882
FY 2024	23867	21081	19218	19838	20161	22155	20126	24297	20964	21103	21765	17519
FY 2025	19496											