



ST JOHNS COUNTY BUILDING DEPARTMENT

MONTHLY RECAP REPORT

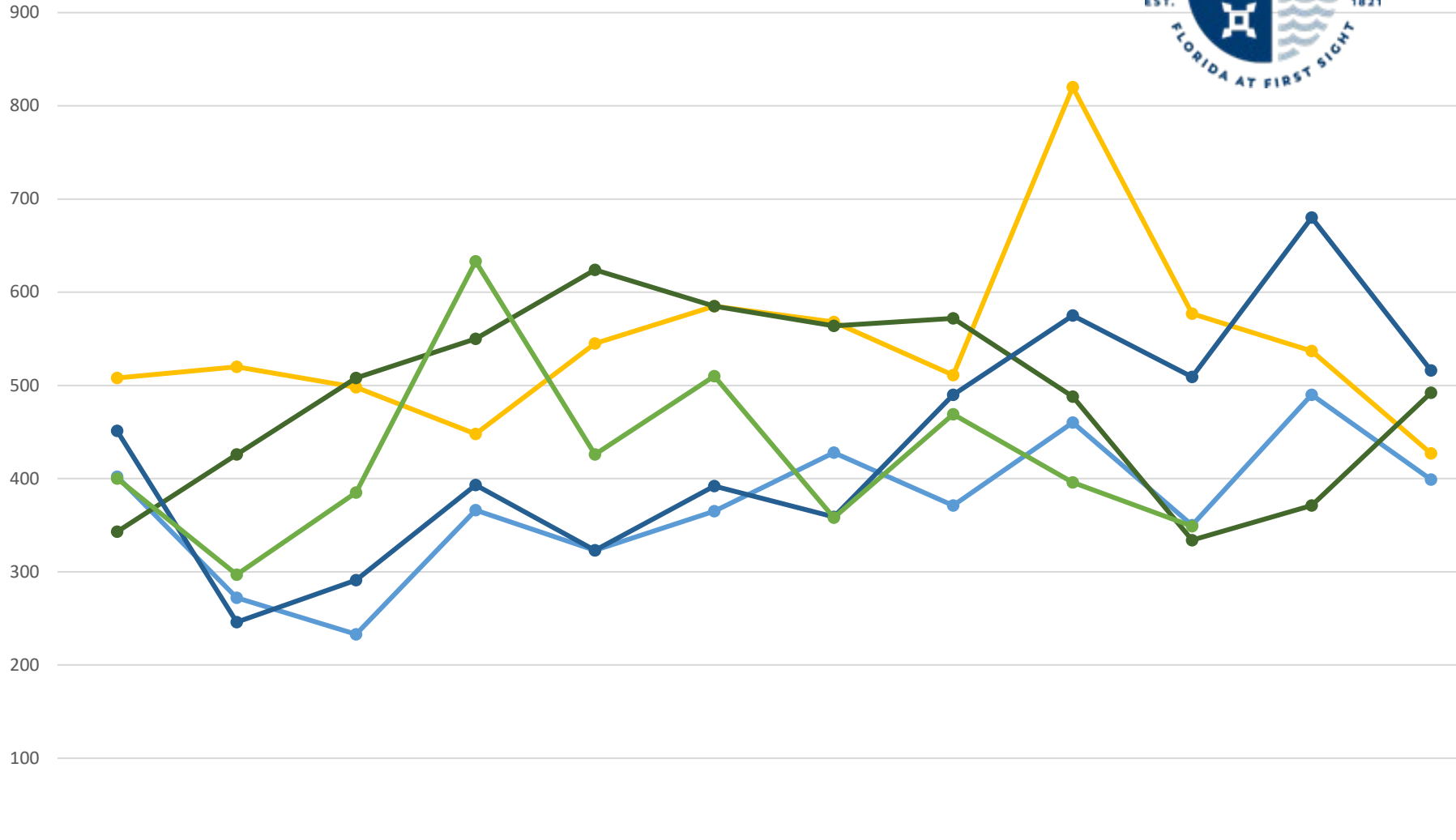
TO: Brad Bradley, Assistant County Administrator
 FROM: HT White, CBO, Building Department Director
 DATE: AUGUST 5, 2024
 SUBJECT: JULY MONTHLY RECAP REPORT

	MONTHLY COMPARISON		FY CUMULATIVE	
	JULY FY 24	JULY FY 23	FY 24	FY 23
PLANS SUBMITTED				
All Plans Submitted	1,326	1,594	13,944	13,025
Single Family Plans Submitted	341	581	4,053	3,839
Commercial Plans Submitted	90	67	941	904
Revisions & Resubmittals	425	449	4,803	4,138
Total Plans Reviewed	1,382	1,600	14,459	13,582
PERMITS ISSUED				
Building Permits Issued	1,503	1,574	14,575	14,339
Single Family Permits Issued	349	509	4,223	3,982
Dwelling Units from Permits Issued	349	509	4,223	3,982
Commercial Permits Issued	126	186	1,294	1,371
Total Permits Issued (all types)	4,804	4,684	46,098	44,787
MARKET VALUATION				
Building Market Valuation	209,491,882	237,667,969	2,120,780,104	1,774,688,177
Single Family Market Valuation	99,808,065	132,941,363	1,101,971,626	1,053,078,522
Total Commercial Market Valuation	35,146,756	32,949,232	608,792,686	262,096,052
INSPECTIONS				
Total Inspections	21,103	19,533	212,810	213,109
CERTIFICATE OF OCCUPANCY ISSUED				
Total Units	540	588	5,242	5,274

Note: "Valuation" is construction measured, excluding land, as claimed by permit applicants
 Maximum number of workdays in July | 21

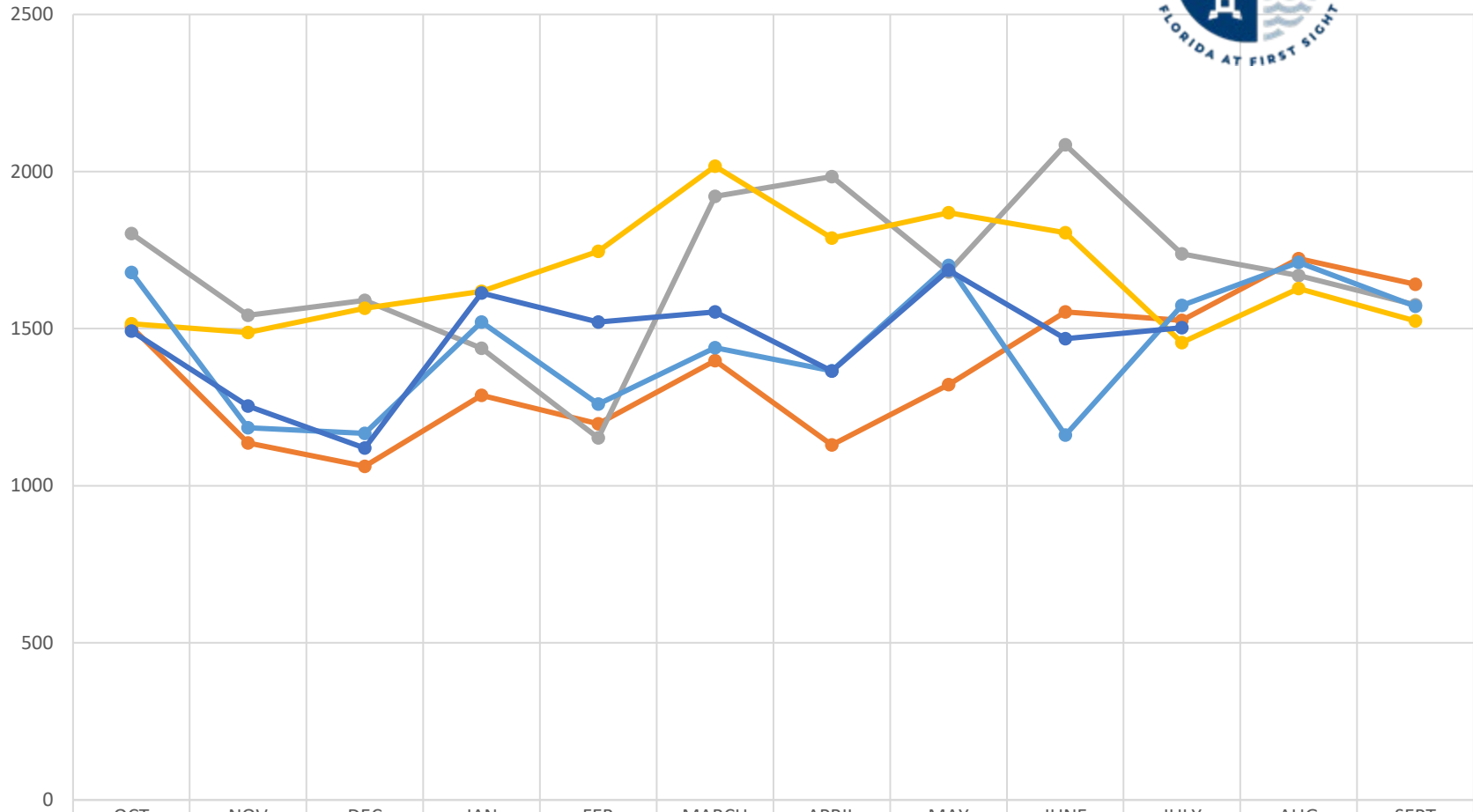
- cc: Commissioner Christian Whitehurst, District 1
- Commissioner Sarah S. Arnold, Chair, District 2
- Commissioner Roy Alaimo, Vice-Chair, District 3
- Commissioner Krista Joseph, District 4
- Commissioner Henry Dean, District 5

St. Johns County Building Department
 Fiscal years 2020 to 2024
 Single Family - Detached and Attached Permits



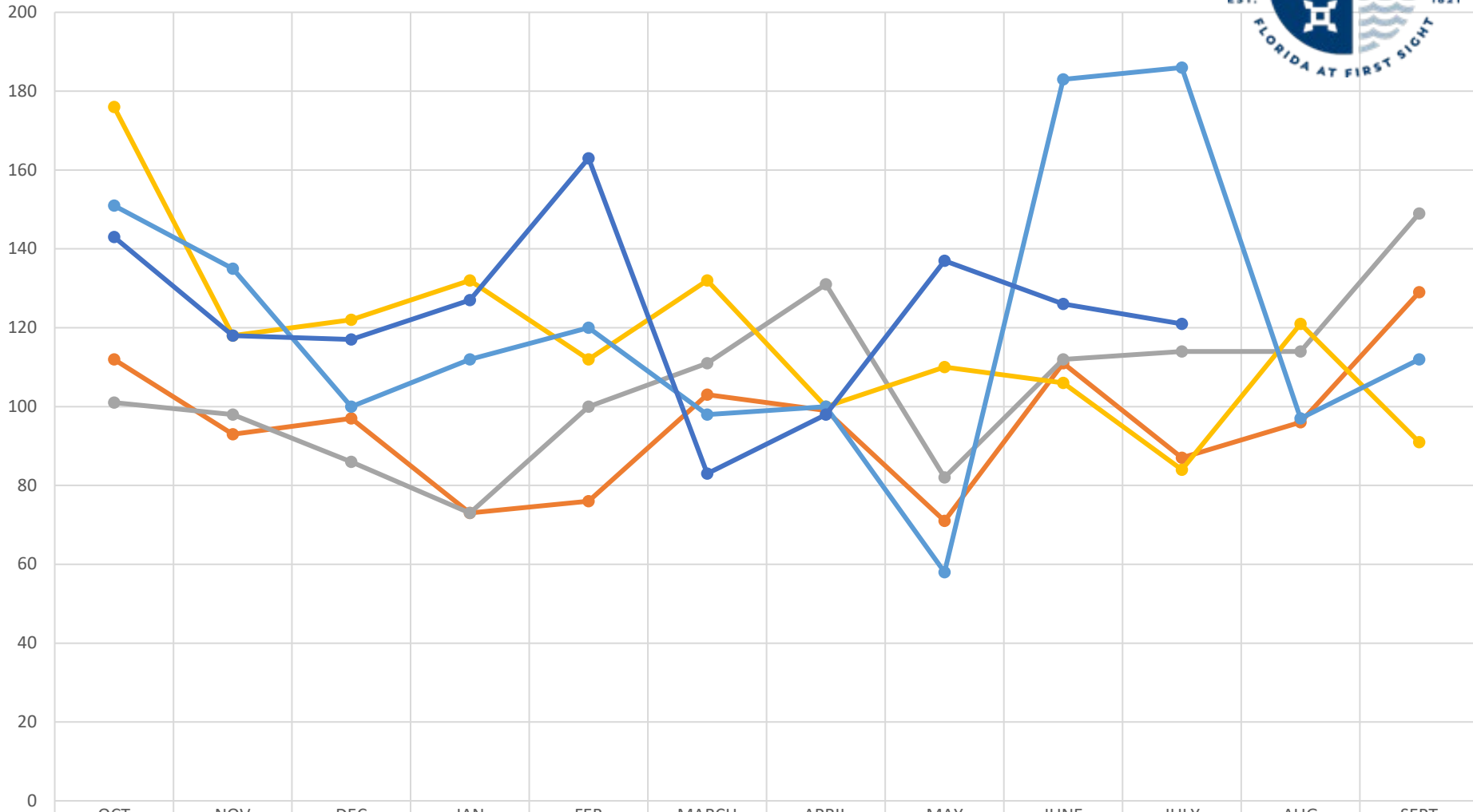
	OCT	NOV	DEC	JAN	FEB	MARCH	APRIL	MAY	JUNE	JULY	AUG	SEPT
FY 2020	402	272	233	366	323	365	428	371	460	350	490	399
FY 2021	508	520	498	448	545	585	568	511	820	577	537	427
FY 2022	343	426	508	550	624	585	564	572	488	334	371	492
FY 2023	451	246	291	393	323	392	359	490	575	509	680	516
FY 2024	400	297	385	633	426	510	358	469	396	349		

St. Johns County Building Department
 Fiscal years 2020 to 2024
 Building Permits



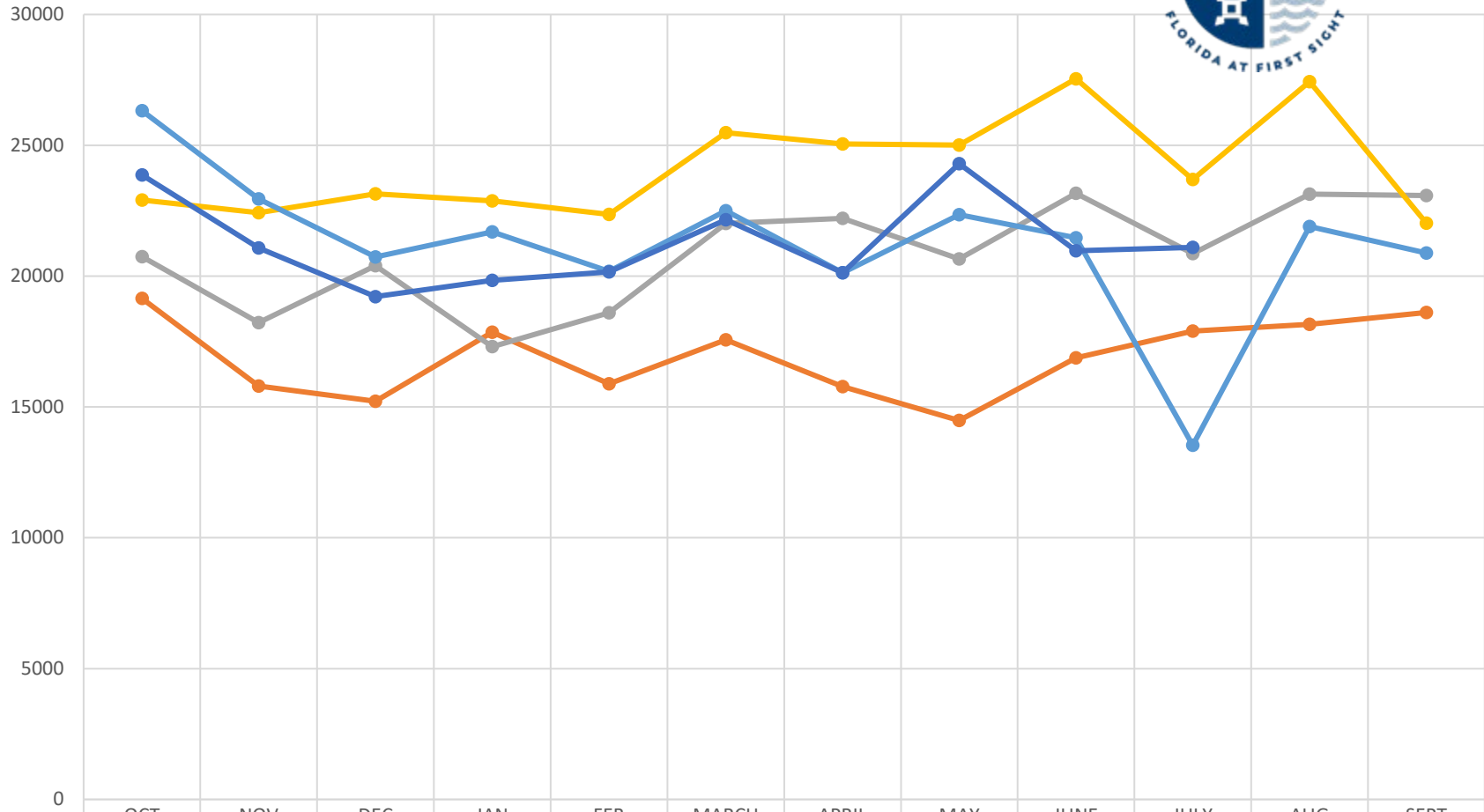
FY 2020	1506	1136	1062	1288	1197	1398	1130	1322	1553	1526	1723	1641
FY 2021	1803	1543	1590	1438	1152	1921	1984	1681	2085	1738	1669	1576
FY 2022	1516	1488	1565	1619	1746	2017	1788	1869	1805	1456	1628	1525
FY 2023	1679	1185	1167	1521	1260	1439	1366	1701	1161	1574	1711	1571
FY 2024	1492	1254	1120	1613	1521	1553	1365	1686	1468	1503		

St. Johns County Building Department
 Fiscal years 2020 to 2024
 Commercial



	OCT	NOV	DEC	JAN	FEB	MARCH	APRIL	MAY	JUNE	JULY	AUG	SEPT
FY 2020	112	93	97	73	76	103	99	71	111	87	96	129
FY 2021	101	98	86	73	100	111	131	82	112	114	114	149
FY 2022	176	118	122	132	112	132	100	110	106	84	121	91
FY 2023	151	135	100	112	120	98	100	58	183	186	97	112
FY 2024	143	118	117	127	163	83	98	137	126	121		

St. Johns County Building Department
 Fiscal years 2020 to 2024
 Inspections



FY 2020	19145	15795	15219	17854	15882	17566	15779	14482	16871	17897	18156	18614
FY 2021	20748	18219	20399	17303	18600	22009	22206	20654	23165	20859	23130	23077
FY 2022	22908	22424	23142	22880	22358	25481	25052	25006	27543	23694	27429	22027
FY 2023	26323	22955	20730	21693	20182	22497	20130	22345	21464	13533	21894	20882
FY 2024	23867	21081	19218	19838	20161	22155	20126	24297	20964	21103		