



**ST JOHNS COUNTY BUILDING DEPARTMENT  
MONTHLY RECAP REPORT**

TO: Brad Bradley, Assitant County Administrator  
 FROM: HT White, CBO, Building Department Director  
 DATE: JUNE 4, 2023  
 SUBJECT: MAY MONTHLY RECAP REPORT

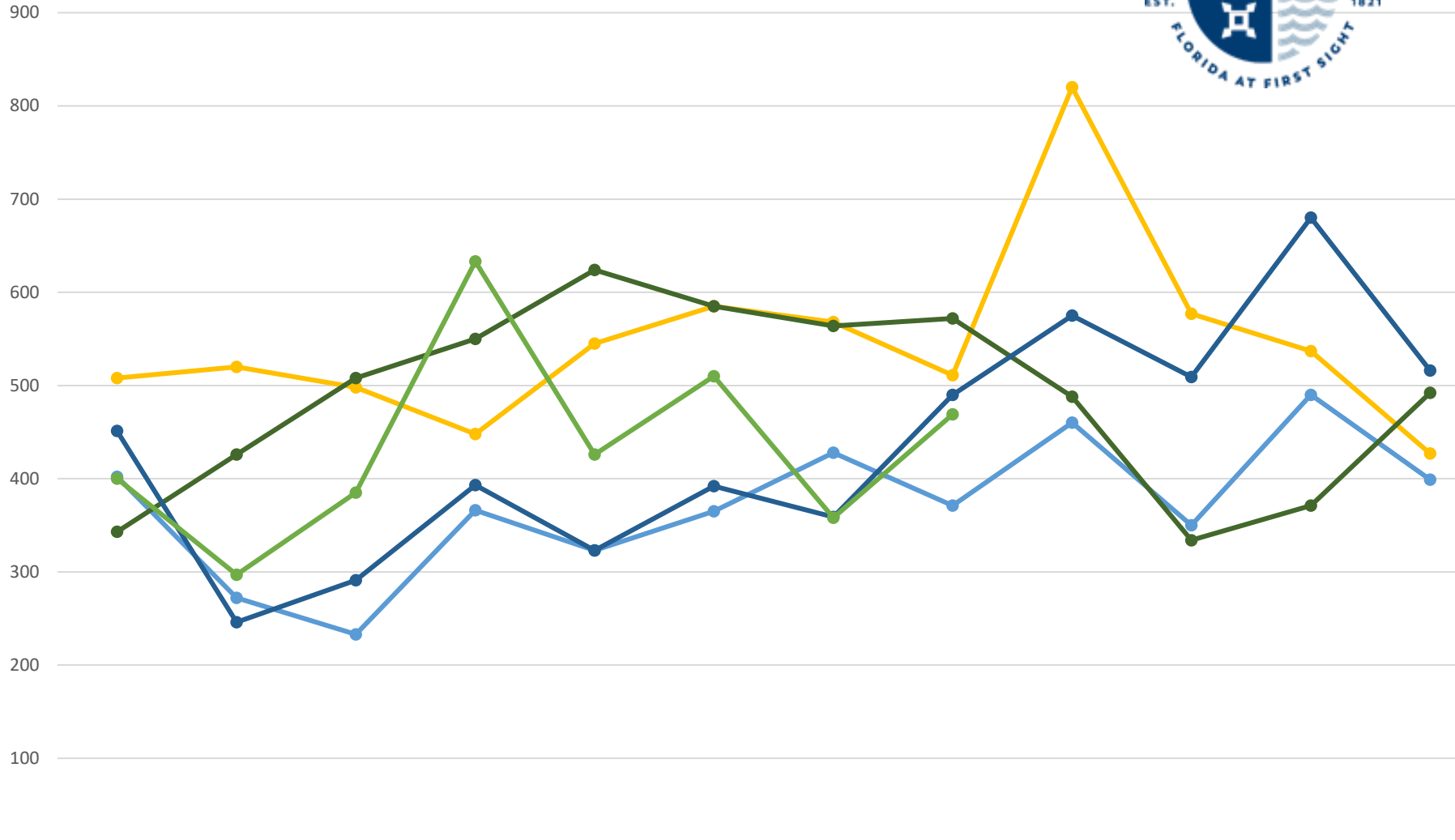
	MONTHLY COMPARISON		FY CUMULATIVE	
	MAY FY 24	MAY FY 23	FY 24	FY 23
<b>PLANS SUBMITTED</b>				
All Plans Submitted	1,402	1,420	11,231	9,936
Single Family Plans Submitted	451	494	3,311	2,590
Commercial Plans Submitted	99	58	769	761
Revisions & Resubmittals	386	411	3,988	3,202
Total Plans Reviewed	1,456	1,384	11,695	10,166
<b>PERMITS ISSUED</b>				0
Building Permits Issued	1,686	1,701	11,604	11,318
Single Family Permits Issued	469	490	3,478	2,945
Dwelling Units from Permits Issued	469	490	3,478	2,945
Commercial Permits Issued	137	133	1,027	946
Total Permits Issued (all types)	5,254	3,264	36,218	33,999
<b>MARKET VALUATION</b>				
Building Market Valuation	189,039,638	255,571,380	1,720,515,979	1,317,255,650
Single Family Market Valuation	119,332,571	124,727,500	898,265,587	778,981,933
Total Commercial Market Valuation	36,047,871	51,447,798	521,226,228	204,696,154
<b>INSPECTIONS</b>				
Total Inspections	24,297	22,345	170,743	176,855
<b>CERTIFICATE OF OCCUPANCY ISSUED</b>				
Total Units	579	510	4,212	4,020

Note: "Valuation" is construction measured, excluding land, as claimed by permit applicants

Maximum number of workdays in May | 22

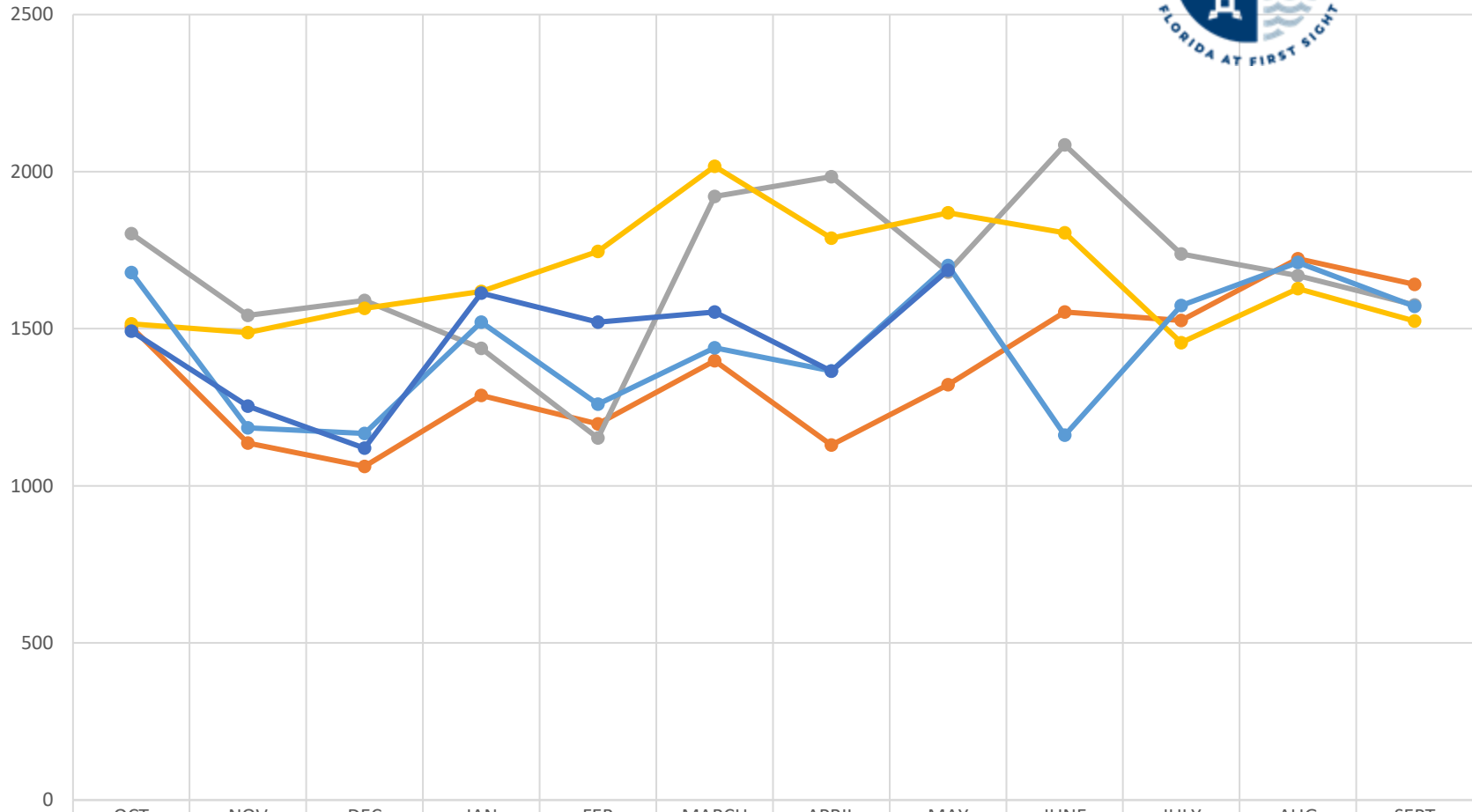
- cc: Commissioner Christian Whitehurst, District 1  
 Commissioner Sarah S. Arnold, Chair, District 2  
 Commissioner Roy Alaimo, Vice-Chair, District 3  
 Commissioner Krista Joseph, District 4  
 Commissioner Henry Dean, Chairman, District 5

St. Johns County Building Department  
 Fiscal years 2020 to 2024  
 Single Family - Detached and Attached Permits



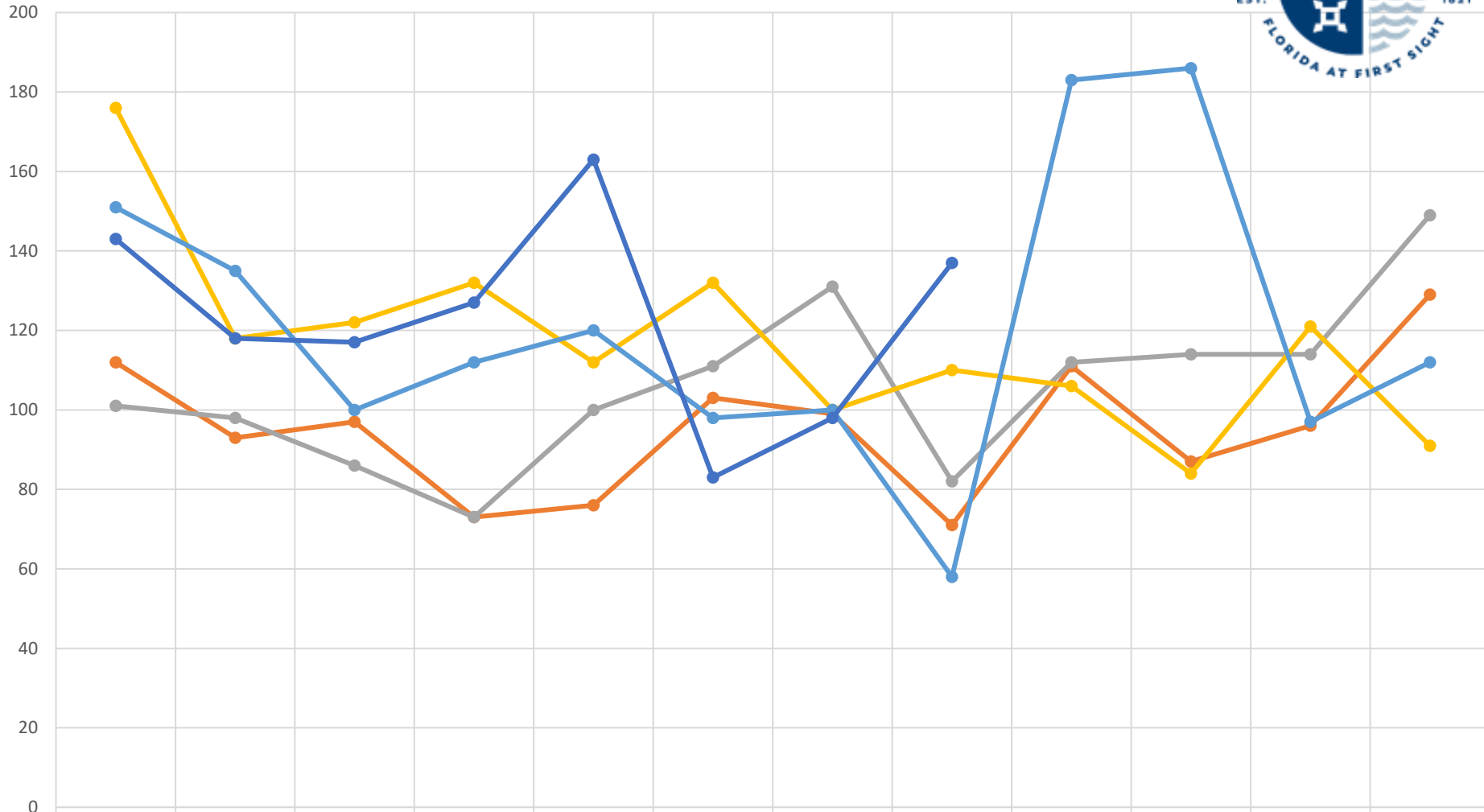
	OCT	NOV	DEC	JAN	FEB	MARCH	APRIL	MAY	JUNE	JULY	AUG	SEPT
FY 2020	402	272	233	366	323	365	428	371	460	350	490	399
FY 2021	508	520	498	448	545	585	568	511	820	577	537	427
FY 2022	343	426	508	550	624	585	564	572	488	334	371	492
FY 2023	451	246	291	393	323	392	359	490	575	509	680	516
FY 2024	400	297	385	633	426	510	358	469				

St. Johns County Building Department  
 Fiscal years 2020 to 2024  
 Building Permits



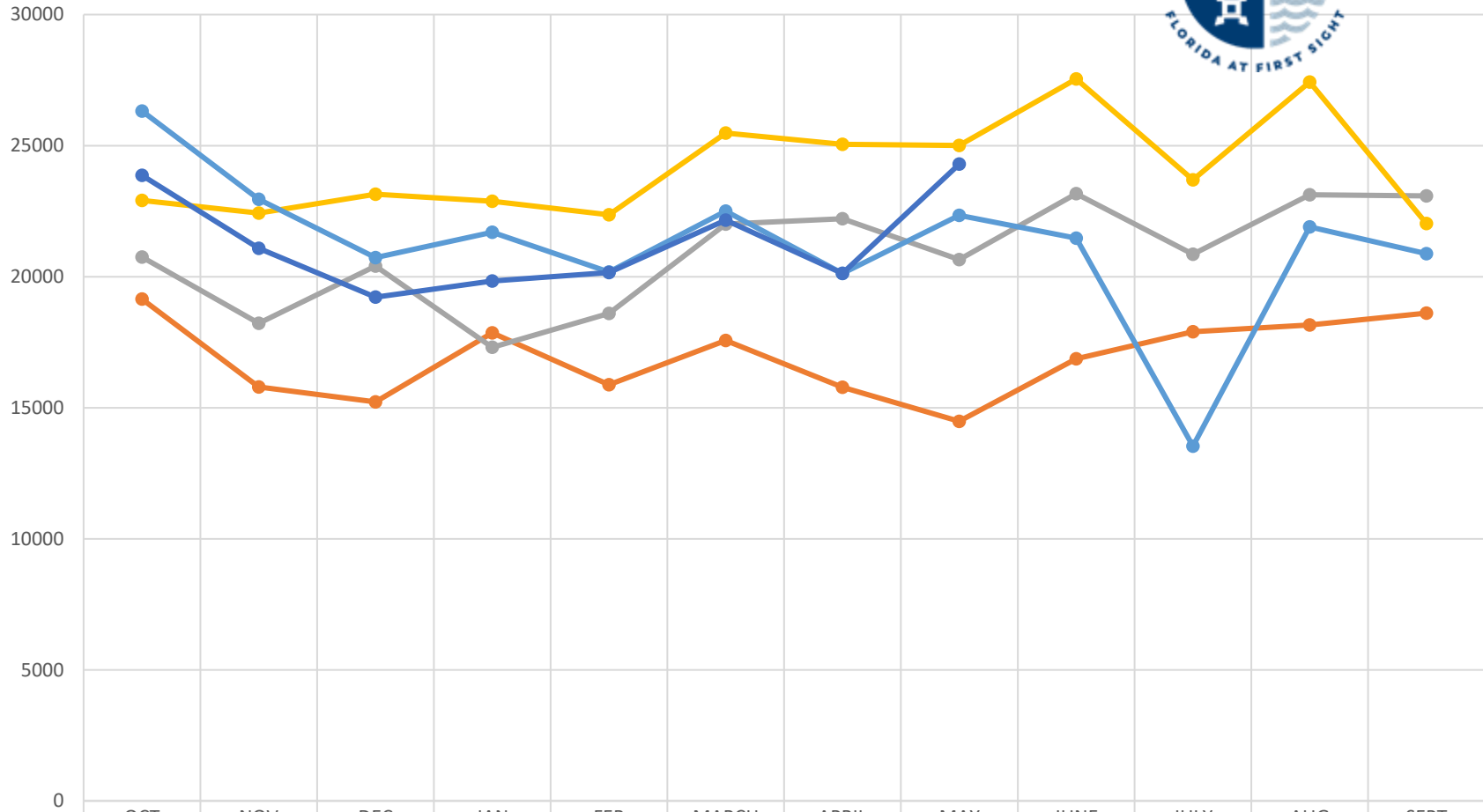
FY 2020	1506	1136	1062	1288	1197	1398	1130	1322	1553	1526	1723	1641
FY 2021	1803	1543	1590	1438	1152	1921	1984	1681	2085	1738	1669	1576
FY 2022	1516	1488	1565	1619	1746	2017	1788	1869	1805	1456	1628	1525
FY 2023	1679	1185	1167	1521	1260	1439	1366	1701	1161	1574	1711	1571
FY 2024	1492	1254	1120	1613	1521	1553	1365	1686				

St. Johns County Building Department  
 Fiscal years 2020 to 2024  
 Commercial



	OCT	NOV	DEC	JAN	FEB	MARCH	APRIL	MAY	JUNE	JULY	AUG	SEPT
FY 2020	112	93	97	73	76	103	99	71	111	87	96	129
FY 2021	101	98	86	73	100	111	131	82	112	114	114	149
FY 2022	176	118	122	132	112	132	100	110	106	84	121	91
FY 2023	151	135	100	112	120	98	100	58	183	186	97	112
FY 2024	143	118	117	127	163	83	98	137				

St. Johns County Building Department  
 Fiscal years 2020 to 2024  
 Inspections



FY 2020	19145	15795	15219	17854	15882	17566	15779	14482	16871	17897	18156	18614
FY 2021	20748	18219	20399	17303	18600	22009	22206	20654	23165	20859	23130	23077
FY 2022	22908	22424	23142	22880	22358	25481	25052	25006	27543	23694	27429	22027
FY 2023	26323	22955	20730	21693	20182	22497	20130	22345	21464	13533	21894	20882
FY 2024	23867	21081	19218	19838	20161	22155	20126	24297				