



In the past 30 years St. Johns County has experienced [population growth](#) from 51,303 to the latest Census population of 190,939. In another 20 years, it is estimated that the County will be home to over 250,000 residents.

The FY 2013 [County Budget](#) decreased over \$40 million or 6.6% from the previous year. Capital Improvement Project expenditures continue to decline as the County completed several capital projects during the prior year.

Despite a further decline in total County taxable property value of 2.5%, the countywide millage rate for FY 2013 was held steady.

## St. Johns County Average Property Tax Statement Example 2012 Real Estate Property

Market value	Assessed value	Exemptions	Taxable Value
\$228,243	\$228,315	\$50,000	\$178,315

### Taxing Authority

	Millage	Property Tax \$
<b>St. Johns County:</b>		
General Fund	5.3900	\$961.12
Transportation	0.5300	\$94.51
Fire District - Special District	1.4000	\$249.64
County Health Department	0.0171	\$3.05
Subtotal	7.3371	\$1,308.32

<b>St. Johns County School District</b>	7.6830	\$1,562.07
Subtotal	7.6830	\$1,562.07

<b>St Johns Water Management District</b>	0.3313	\$59.08
Subtotal	0.3313	\$59.08

Independent Special Districts:	Millage	Property Tax \$
Anastasia Mosquito Control	0.1325	\$23.63
Airport Authority	0.0000	\$0.00
Florida Inland Navigation District	0.0345	\$6.15
Subtotal	0.1670	\$29.78

**Total Taxes** \$2,959.24

**St. Johns County Taxes (44.21%)** \$1,308.32

**All Other Taxes (55.79%)** \$1,650.92

**Total Taxes** \$2,959.24

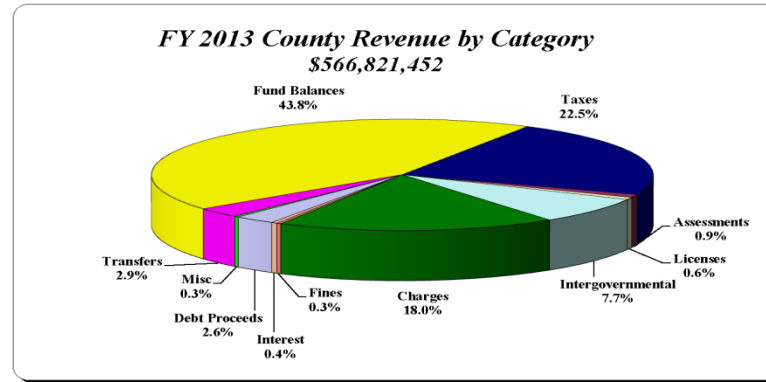
Municipalities are not included above. This example represents unincorporated area residents only (those who live outside city limits). For details on Independent Special Districts the County's Tax Collector can be contacted at 904-823-2250.

Actual tax bill may also contain *non-ad valorem assessments* which are not reflected above, such as assessments for roads, drainage, garbage collection, lighting, water, sewer, or other governmental services and facilities that may be legally levied by the County, City, or any Special District.

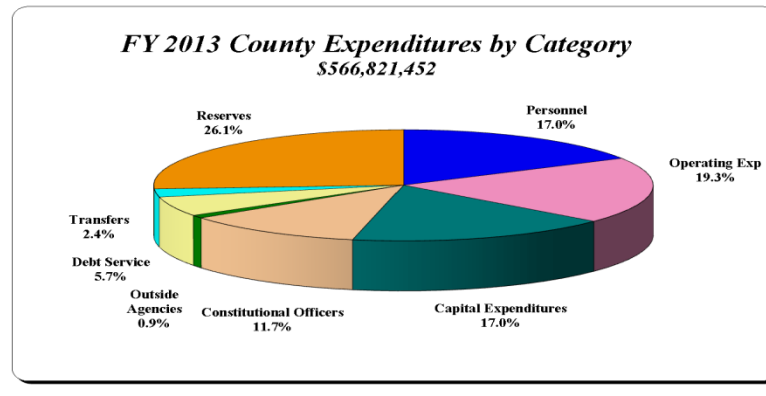
# St. Johns County Adopted FY 2013 Budget

## The Adopted FY 2013 County Budget

Where the money will come from...



Where the money will go to...

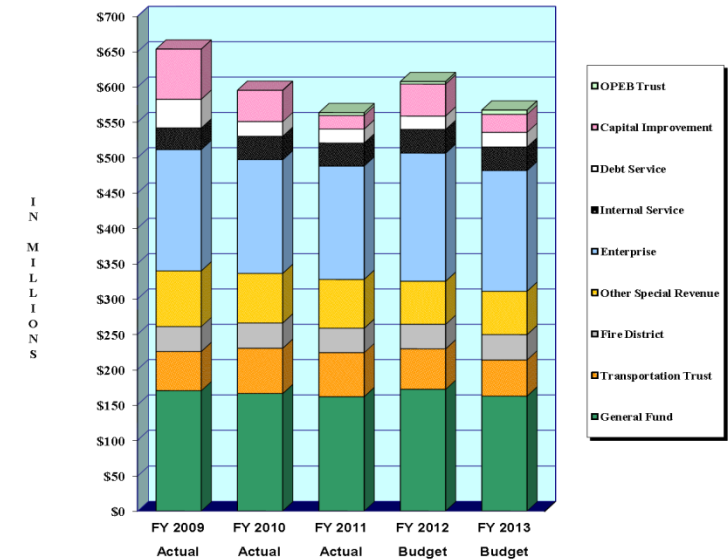


Total [Capital Improvement Project](#) expenditures for FY 2013 have increased to about \$103 million or 18% of the total expenditure budget. One of the single largest expenditures in the Capital Improvement Plan is a \$32 million new wastewater treatment plant that Utilities Services plans for the northwest part of the County. The Transportation Trust Fund also plans to spend \$7.9 million in FY 2013 for safety improvements at the CR 210 / I-95 Interchange.

Large [capital project expenditures](#) include \$62 million for Utility Services improvements, \$18 million for County Transportation improvements and \$19 million for Public Safety projects.

## ST. JOHNS COUNTY, FLORIDA BUDGET BY FUND TYPE

Fund Revenues:	Actual FY 2009	Actual FY 2010	Actual FY 2011	Budget FY 2012	Budget FY 2013
General Fund	\$169,595,312	\$165,608,009	\$161,024,258	\$171,521,176	\$161,814,913
Transportation Trust	\$55,430,847	\$64,059,688	\$62,393,723	\$57,315,657	\$51,277,894
Fire District	\$35,297,873	\$35,733,763	\$34,646,547	\$34,743,906	\$35,882,747
Other Special Revenue	\$78,857,240	\$70,196,207	\$69,001,423	\$60,941,769	\$61,348,730
Enterprise	\$171,704,986	\$161,117,021	\$160,475,021	\$181,398,407	\$170,904,707
Internal Service	\$30,629,661	\$32,979,155	\$32,580,423	\$33,485,075	\$33,347,001
Debt Service	\$40,578,726	\$20,832,310	\$19,801,586	\$18,950,088	\$20,719,352
Capital Improvement	\$71,087,102	\$44,269,121	\$19,285,779	\$45,290,219	\$25,457,101
OPEB Trust	\$4,592,244	\$3,815,034	\$3,980,053	\$3,525,150	\$6,069,007
<b>Total</b>	<b>\$657,773,991</b>	<b>\$598,610,308</b>	<b>\$563,188,813</b>	<b>\$607,171,447</b>	<b>\$566,821,452</b>



\*Constitutional Officers are separately elected: Sheriff, Clerk of Courts, Property Appraiser, Supervisor of Elections, and the Tax Collector.

### Key Budget Issues

- Promote Economic Development
- Transition Fire Services from a Volunteer to a Professional Basis
- Improve Public Safety
- Improve County Transportation
- Manage and Control Growth
- Expand County Parks and Libraries
- Compensate County Employees Appropriately and Maintain Technology to Maximize Productivity
- Limit Tax Rates or Service Charges
- Improve Communications and Services to Citizens