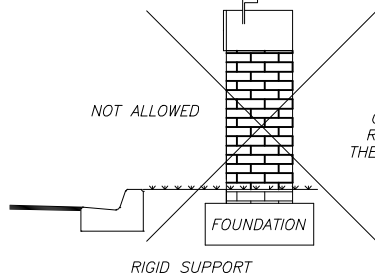
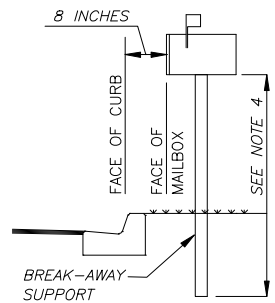
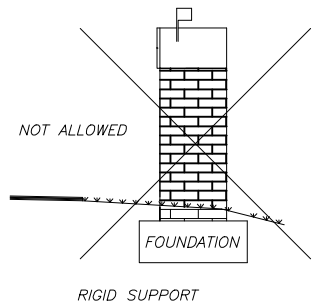


| POSTED SPEED LIMIT | MINIMUM SETBACK FROM* FACE OF MAILBOX TO EDGE OF DRIVING LANE (BREAK-AWAY SUPPORTS ONLY) |
|--------------------|--|
| 25 MPH AND LESS    | 1.50 FEET (18 INCHES)  |
| 30 TO 40 MPH       | 2.67 FEET (30 INCHES)  |
| 45 MPH AND GREATER | 8.00 FEET  |

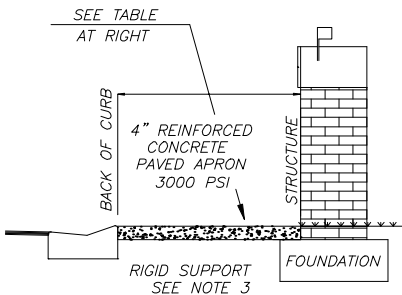
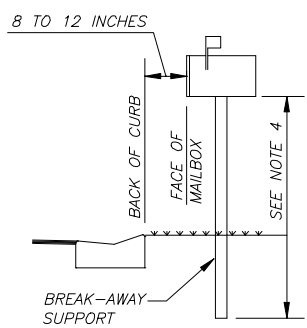
\* FOR EXISTING ROADWAYS WHERE THE MINIMUM SETBACK REQUIREMENTS CANNOT PHYSICALLY BE MET, CONTACT THE ST. JOHNS COUNTY PUBLIC WORKS DEPARTMENT, ENGINEERING DIVISION.

SWALED ROADWAY SECTIONS



DUE TO CONFLICTS BETWEEN THE POSTAL SERVICES ASSESSIBILITY REQUIREMENTS AND CLEAR ZONE REQUIREMENTS, RIGID STRUCTURES RELATIVE TO NOTE 3 WILL NOT BE PERMITTED IN THE RIGHT-OF-WAY WITH STANDARD CURB & GUTTER ROADWAY SECTIONS

STANDARD CURB & GUTTER ROADWAY SECTIONS

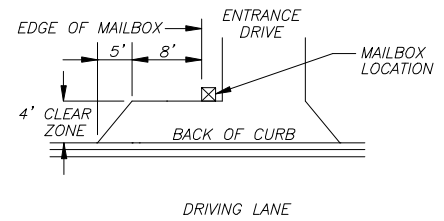


| POSTED SPEED LIMIT          | MINIMUM DISTANCE FROM BACK OF CURB TO FACE OF STRUCTURE |
|-----------------------------|---|
| LOCAL ROADS 30 MPH AND LESS | 4 FEET R/W PERMIT REQUIRED                              |
| 35 MPH AND GREATER          | NOT ALLOWED   |

LOW PROFILE CURB & GUTTER ROADWAY SECTIONS

GENERAL NOTES:

1. THE LOCATION AND CONSTRUCTION OF MAILBOXES SHALL CONFORM TO THE RULES AND REGULATIONS OF THE UNITED STATES POSTAL SERVICE AS MODIFIED BY THIS DESIGN STANDARD.
2. 4 INCH x 4 INCH WOOD SUPPORT POSTS, 2 INCH DIAMETER SCHEDULE 40 STEEL PIPE, FLANGED CHANNEL SUPPORT POSTS, AND RELATED SUPPORT STRUCTURES MEETING THE REQUIREMENTS OF THE FDOT ROADWAY AND TRAFFIC DESIGN STANDARDS INDEX NO. 532 (LATEST EDITION) WILL NOT REQUIRE A RIGHT-OF-WAY PERMIT AS LONG AS PLACEMENT WITHIN THE RIGHT-OF-WAY MEETS THE STANDARDS SHOWN AT LEFT.
3. CONCRETE, BLOCK, BRICK, STONE OR OTHER RIGID FOUNDATION STRUCTURE OR ENCASMENT (ABOVE OR BELOW GROUND) WILL NOT BE PERMITTED WITHIN THE CLEAR ZONE OF ANY COUNTY RIGHT-OF-WAY. THESE TYPE SUPPORT STRUCTURES SHALL BE CONSIDERED A ROADWAY SAFETY HAZARD AND MUST MEET CLEAR ZONE REQUIREMENTS BASED ON CRITERIA CONTAINED IN THE FDOT MANUAL OF UNIFORM STANDARDS. USE OF THESE STRUCTURES WITHIN ANY COUNTY RIGHT-OF-WAY WILL REQUIRE AN APPLICATION FOR RIGHT-OF-WAY PERMIT AND APPROVAL BY THE PUBLIC WORKS DEPARTMENT PRIOR TO PLACEMENT WITHIN COUNTY RIGHT-OF-WAY.  
  
THESE STANDARDS MUST ALSO APPLY TO PRIVATELY OWNED ROAD RIGHT-OF-WAY FOR THE PROTECTION OF THE HEALTH, SAFETY AND WELFARE OF THE TRAVELING PUBLIC.
4. THE BOTTOM OF ALL MAILBOXES SHALL BE SET AT A HEIGHT OF 40 TO 44 INCHES FROM THE GROUND LINE OR AS REQUIRED BY THE POSTAL SERVICE. MAXIMUM EMBEDMENT DEPTH FOR SUPPORT STRUCTURE MEETING ITEM 2 ABOVE SHALL BE 24 INCHES.
5. FAILURE TO COMPLY BY THE STANDARDS SHOWN HEREON SHALL RESULT IN IMPLEMENTATION OF CODE ENFORCEMENT PROCEDURES.
6. THE APPROACH TO THE MAILBOX MUST BE CLEAR OF ALL OBSTRUCTIONS TO ALLOW SAFE ACCESS FOR DELIVERY. IF U.S. POSTAL SERVICE EMPLOYEES ARE IMPEDED IN REACHING A MAIL RECEPTACLE, THE POSTMASTER MAY WITHDRAW DELIVERY SERVICE.



PAVED APRON DETAIL  
(LOCAL ROAD - 30 MPH AND LESS ONLY)



**ST JOHNS COUNTY  
PUBLIC WORKS DEPARTMENT  
ENGINEERING DIVISION**  
2740 Industry Center Road  
ST AUGUSTINE, FLORIDA 32084  
Phone (904) 209-0110 • Fax. (904) 209-0140

| REVISION |
|----------|
| 10/09    |
|          |
|          |
|          |

**DESIGN DETAIL**  
**MAILBOX PLACEMENT  
WITHIN ROAD RIGHT-OF-WAY**

EFFECTIVE DATE:  
DETAIL NO. 116  
APPROVED:  
  
H.P. TOMPKINS, JR., P.E.  
COUNTY ENGINEER